

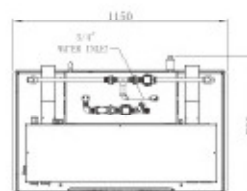
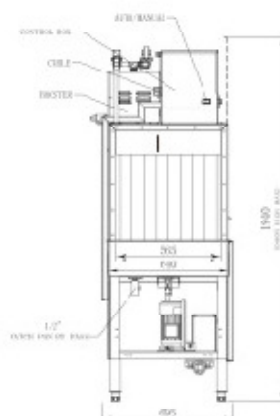
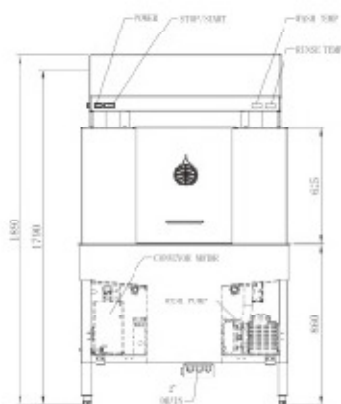


# CHEMPRO TECHNOLOGY (M) SDN BHD

Technical Data	
Machine capacity	225 racks ; 5652 dishes / hr.
Wash pump power	1.5 kW (2 HP)
Door opening height	450 mm
Tank heater	7.5 kW
Booster heater	9 kW x 4
Rinse usage	2 L / rack
Auto fill	YES
Auto door sensor	YES
Auto energy saving system	YES
Net weight	247 kg
Dimension	W1150 x D695 x H1890
Electrical loading	38 kW (56 A)
Power supply	415V / 50Hz / 3 Phase



ASCO solenoid valve provides reliability and durability.



# SINGLE TANK CONVEYOR TYPE DISH WASHER DP-CR1



Top mounted electrical control box & booster for convenient operation and easy maintenance.




ABB pump motor & alloy impeller guarantee maximum durability.



Reliable mechanical type thermal control and temperature gauges.

## Characteristics

	Energy saving design	⇒	Save cost
	Automatic operating system	⇒	Simple to use
	High efficient performance	⇒	Reduce labor
	All stainless steel construction	⇒	Durable and reduce down time
	Powerful washing & sanitizing	⇒	Improve hygiene image